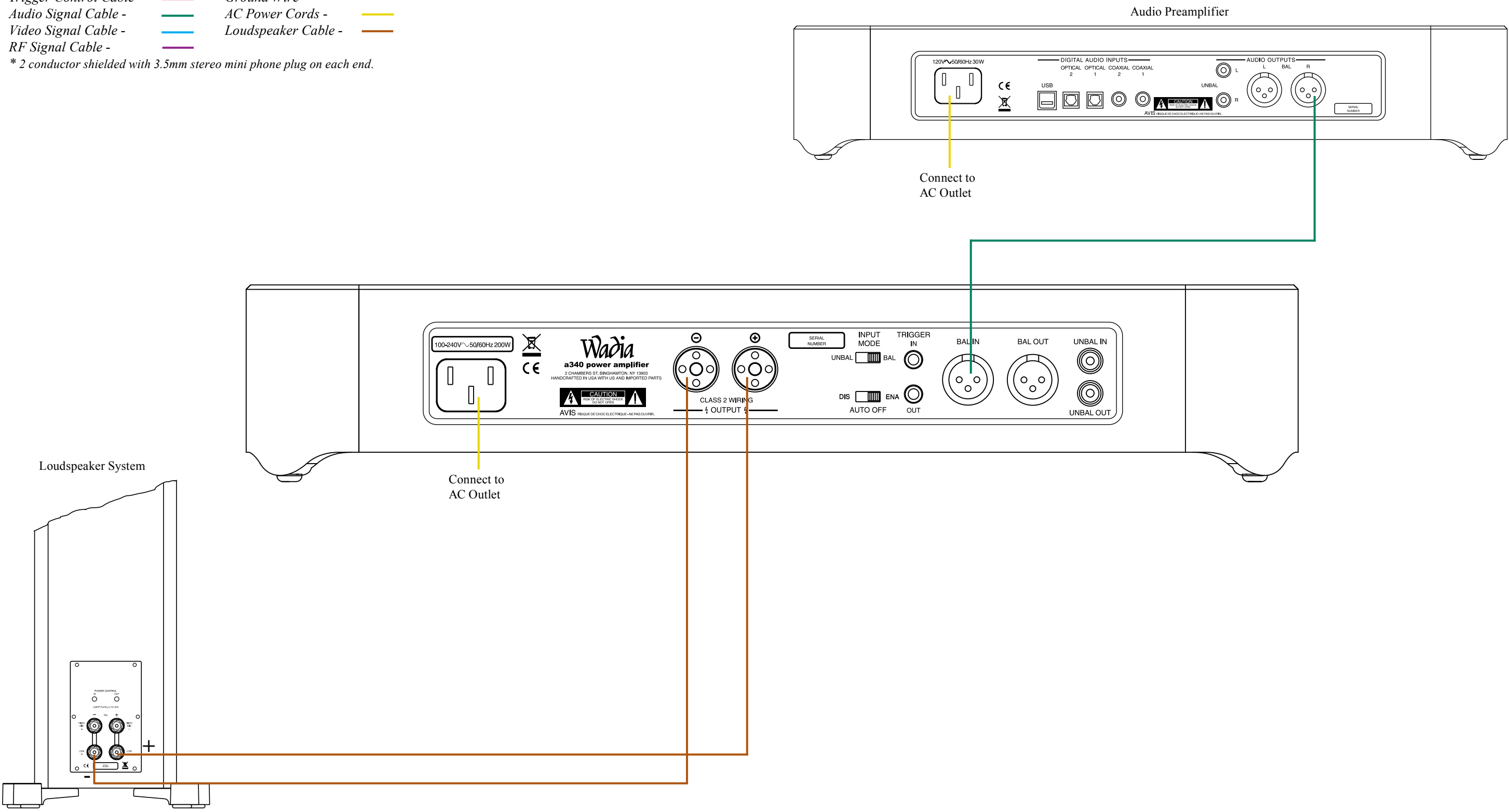


Note: Refer to the a340 Owner's Manual page 10 for additional connection information.

**Connection Legend:**

- Data Cable\* - — Digital Signal Cable - —
  - Sensor Cable - — Network/RS232 Cable - —
  - Trigger Control Cable\* - — Ground Wire - —
  - Audio Signal Cable - — AC Power Cords - —
  - Video Signal Cable - — Loudspeaker Cable - —
  - RF Signal Cable - —
- \* 2 conductor shielded with 3.5mm stereo mini phone plug on each end.



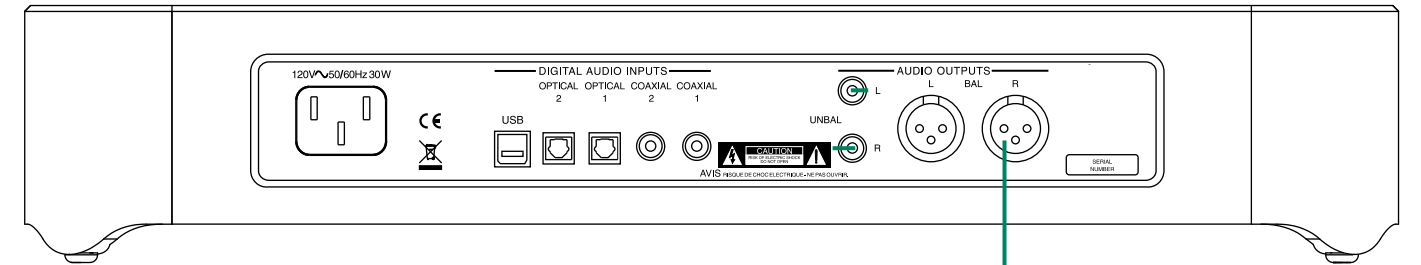
**Caution: The Loudspeaker Output ⊖ Negative Terminal Connections are not connected to chassis ground. Do not combine any of the Loudspeaker Output Terminals (⊕ Positive or ⊖ Negative) connections together, ground them or connect with another amplifier.**

Note: Refer to the a340 Owner's Manual page 12 for additional connection information.

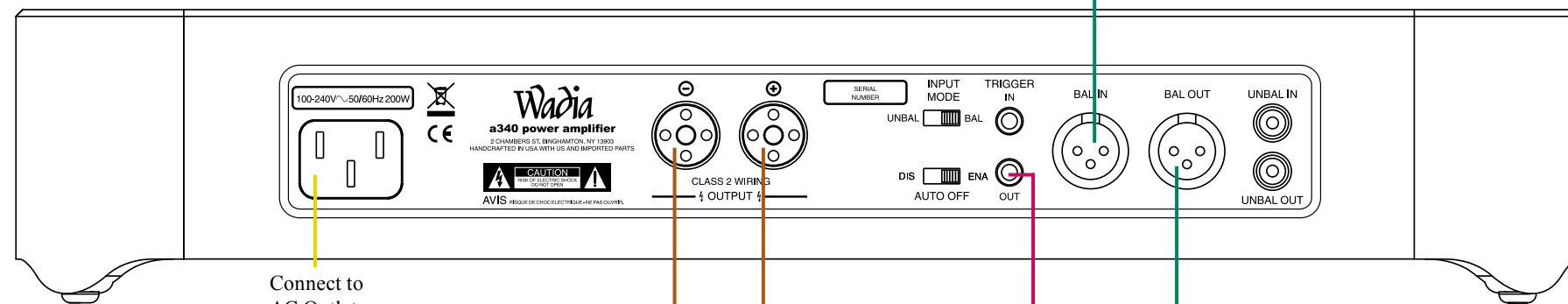
**Connection Legend:**

- Data Cable\* - — Digital Signal Cable - —
  - Sensor/Keypad Cable - — Network/RS232 Cable - —
  - Trigger Control Cable\* - — Ground Wire - —
  - Audio Signal Cable - — AC Power Cords - —
  - Video Signal Cable - — Loudspeaker Cable - —
  - RF Signal Cable - —
- \* 2 conductor shielded with 3.5mm stereo mini phone plug on each end.

Audio Preamplifier

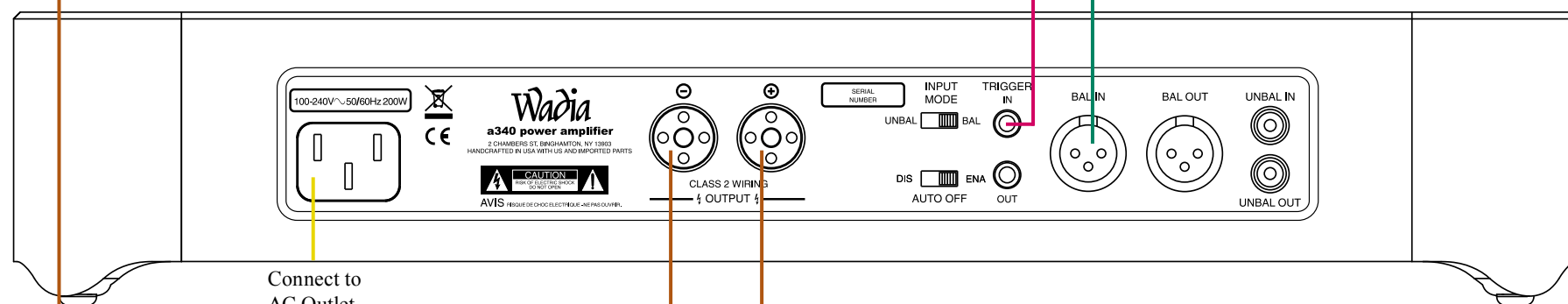


Power Amplifier One



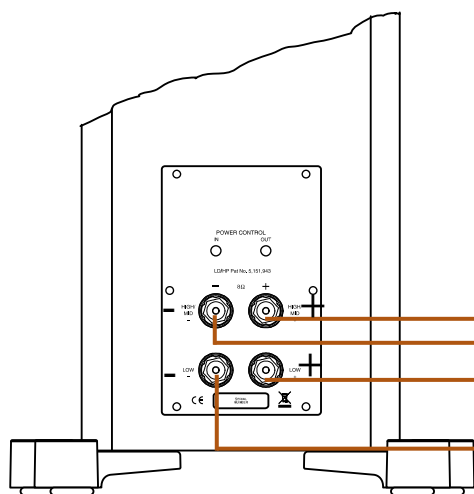
Connect to AC Outlet

Power Amplifier Two



Connect to AC Outlet

Loudspeaker System



**Caution: The Loudspeaker Output ⊖ Negative Terminal Connections are not connected to chassis ground. Do not combine any of the Loudspeaker Output Terminals (⊕ Positive or ⊖ Negative) connections together, ground them or connect with another amplifier.**